



Imola LX x272-IKW series

Imola LX 0272-IKW

Imola LX 5272-IKW



Serie Imola LX x272-IKW



Ultra-broadband router
- eVDSL - Wi-Fi - LTE

SERIE IMOLA LX x272

The **Imola LX x272** series is an advanced line of routers with eVDSL 35b plus and Gigabit Ethernet WAN connectivity, designed specifically for business applications that require high security standards and optimal network performance.

The compact size and the different mounting (vertical, horizontal and wall-mount) options make the Imola LX x272 models easy to install in any environment, while the low-power design helps reduce operating costs.

ALL-IN-ONE



FTTC, FTTH, Wi-Fi and 4G, in a single device for reliable, versatile and scalable connectivity. Our Imola LX series devices are adaptable to any technology and include the features

- Routing & switching
- Multi fail-over
- QoS

KEY FACTORS



Secure by design

Right from the design phase for robust and natively secure solutions.



Always-On

Stable connections anywhere, with multiple links, transparent backup, and quality of service for uninterrupted business.



Certified

Validated for inclusion in business offering profiles and use within the networks of major telecom operators.



Rugged and carrier grade

Designed to withstand and operate for long periods in industrial and disturbed environments. Carrier grade reliability.



Smart value

Maximizes business value with an excellent performance-to-price ratio.



Zero Touch Provisioning

Zero Touch Provisioning facilitates remote management and agile configuration of the installed base.



Eco-efficient

Minimal consumption, lower environmental impact and higher operating cost savings.



Factory pre-configurations

Receive your product pre-configured according to your specific case.



100% factory-tested

We test all our equipment, including SIM cards for models with a cellular radio connection.



IMOLA LX x272-IKG models

The Imola models of the LX x272 line include the features described in this datasheet in a robust, all-in-one device and are distinguished by the presence of the LTE cellular radio connection. Dual Wi-Fi (b/g/n + ac) variants are also available with the IK2W models



5 Gigabit
Ethernet ports



1 eVDSL
port



Wi-Fi b/g/n



1 4G cat. 4
port



Zero Touch
Provisioning



IMOLA LX 0272-IKW



IMOLA LX 5272-IKW

SUGGESTED SCENARIOS AND APPLICATIONS



ISP & Telco Ready

Designed to meet the requirements of service providers, telecom operators, carriers, and system integrators.



Backup and redundancy on multiple links

Optimised products for ultra-connected branches and remote locations



Service continuity and Mission Critical applications

Distributed and secure access of branches and remote locations of banks, insurance companies, dealers, franchises, enterprises and public administrations

BACKUP: high availability mission critical

Seamless backup

The user does not perceive service interruptions and the transition to backup.

Transitions from normal to backup mode and vice versa are performed considering the operational costs.

Multiple Backup

A pair of routers in VRRP performs physical backup of both the network and hardware.

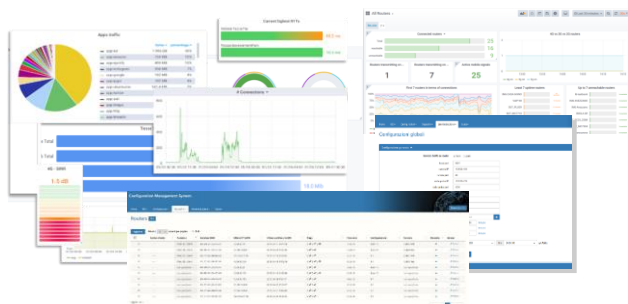
Homogeneous Backup

A single router integrates all ports, wired and mobile.

Heterogeneous backup

An installed base can be upgraded by adding a mobile router and using the VRRP (Virtual Router Redundancy Protocol).

ZERO TOUCH PROVISIONING



Tiesse's router are integrated in the **TNA (Tiesse Network Architecture)** suite.

TNA is the modular software suite that enables Zero Touch Provisioning network architecture, including monitoring, remote and automated web-based management of configurations and firmware releases of the installed fleet; it enables traffic engineering, network overlays, and many other functionalities.

A complete datasheet of the solution is available at www.tiesse.com.



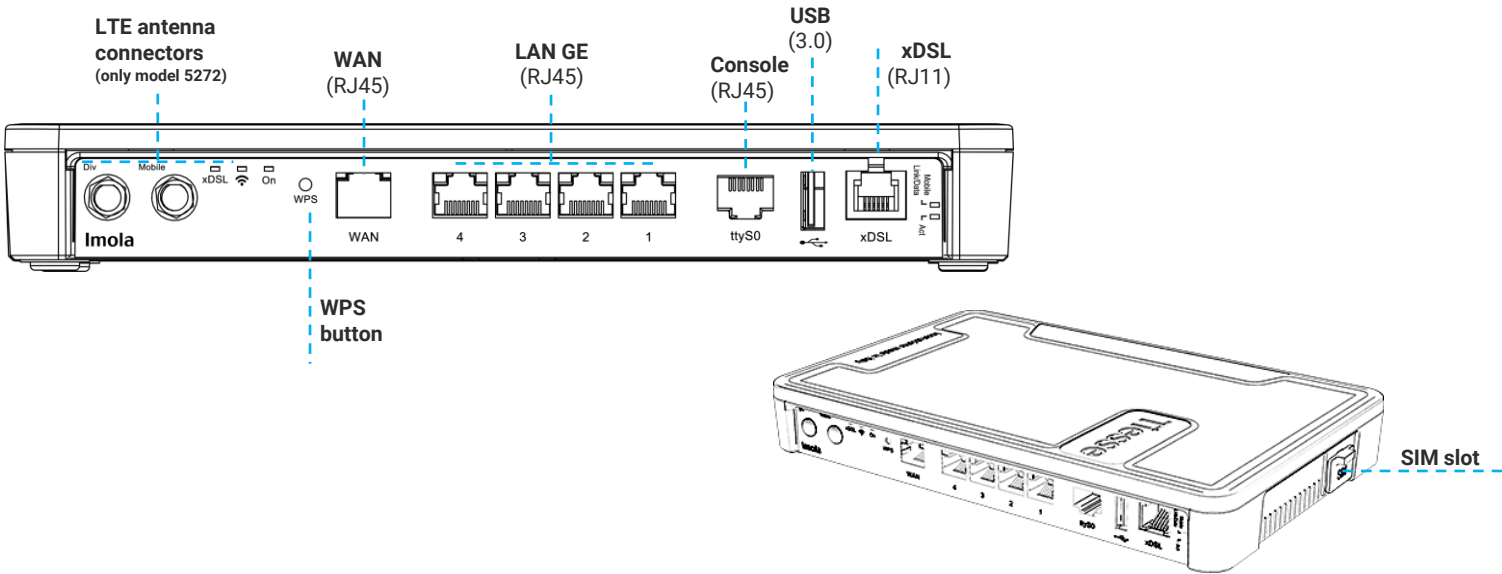
HARDWARE INTERFACES

Port	N°	Type	Details
LAN	4	GE	10/100/1000 Mbps
	1	Wi-Fi	<ul style="list-style-type: none"> - 802.11 b/g/n port (2.4 GHz) 2x2, up to 300 Mbps - Internal antennas
WAN	1	GE	10/100/1000 Mbps (label WAN)
		xDSL	Full rate ADSL2/2+ / eVDSL
		ADSL2/2+	<ul style="list-style-type: none"> - Downstream data rate up to 24 Mbps and upstream data rate up to 3.5 Mbps - Compliant with Standard G.992.1 annex A, B, C & I, G.992.2-g.Lite, G.992.3 annex A, B, I, J, M, G.992.4-g.Lite.bis, G.992.5 annex A, B, C, I, J, M, ANSI T1.413 issue2, ETSI TS 388 - ADSL-over-ISDN, ITU T-I.361, ITU T-I.363.5, ITU T-I.432, ITU T-I.610, ITU T-I.731
	1	VDSL2	<ul style="list-style-type: none"> - Support for all VDSL2 profiles: 8 MHz up to 30 MHz ITU-T G993.2 - Compliant with G.Vector standard (ITU-T G.993.5) - Compliant with ITU-T G.998.4 G.INP standard - Compatible with ADSL2 (backward compatibility)
		eVDSL	<ul style="list-style-type: none"> - Support for all VDSL2 profiles: 8 MHz up to 35 MHz, in compliance with ITU-T G993.2 Annex Q (35b or Vplus profiles), capable of aggregate rates of up to 400Mbps - G.Vector support (ITU-T G.993.5) - Compliant with ITU-T G.998.4 G.INP standard (impulse noise protection) - Compatible with ADSL2 (backward compatibility) - Excellent connection stability in case of line disturbances
		GSM / GPRS / EDGE	<ul style="list-style-type: none"> - Frequency band: 900 / 1800 / 1900 MHz - GPRS multislots 10 - EDGE multislots 12
		UMTS / HSDPA / HSUPA / HSPA+	<ul style="list-style-type: none"> - WCDMA frequency bands: 900 / 2100 Mhz - HSDPA data transmission rate up to category 20 - HSUPA data rates up to category 6 - HSPA+ data rate: 21.1 Mbps in Downlink and 5.7 in Uplink - Dual Carrier HSPA mode support
RADIO CELLULAR (just on 5272 models)		DC-HSPA+	42 Mbps in download
	1		<ul style="list-style-type: none"> - Ability to configure and activate two APNs simultaneously - Two variants available: model with LTE cat. 4 and LTE cat. 6 - Model with LTE cat.4 modem - Frequency bands: B1/B3/B7/B8/B20 - Data rate: category 4, MIMO* - LTE data rate: 150 Mbps in Downlink and 50 Mbps in Uplink (throughput value depends on network configuration, bandwidth allocated to UE, number of users and RF signal conditions) - Model with LTE cat.6 modem - Frequency bands: support RF bands from 1.4MHz up to 40MHz (2xCA) - LTE-FDD: B1/B3/B5/B7/B8/B20/B28/B32 - LTE-TDD: B38/B40/B4 - 2 x CA (Carrier Aggregation): B1+B1/B5/B8/B20/B28; B3+B3/B5/B7/B8/B28; B7+B5/B7/B8/B20/B28; B20+B32; B38+B38; B40+B40; B41+B41 - MIMO support in download - Data rate: FDD: Max 300Mbps (DL)/50Mbps (UL) TDD: Max 226Mbps (DL)/28Mbps (UL) (throughput value depends on network configuration, bandwidth allocated to UE, number of users and RF signal conditions)
	2	ANTENNAS	<ul style="list-style-type: none"> - 2 removable antennas, male SMA connector, on the front of the product - Multiple Input/Multiple Output (MIMO) support - Outdoor version antennas (omni-directional and directional), high-gain and vandal-proof (optional) also available
	1	SIM	<ul style="list-style-type: none"> - 1 mini SIM card slot - One internal and one external access slot

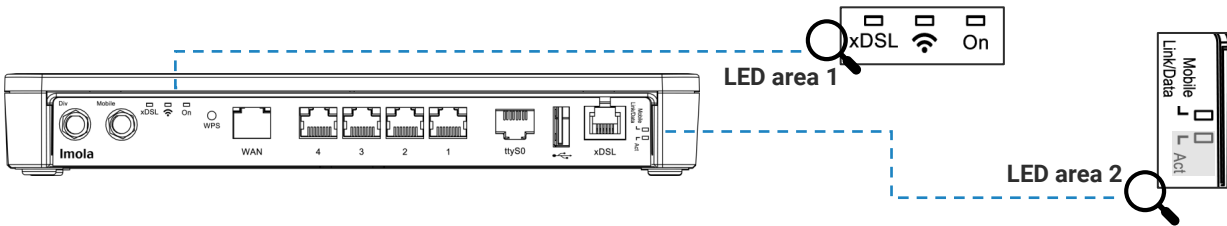




HARDWARE INTERFACES



LED



LED	Color	Position	Details
POWER	Green	LED area 1	Power status
Wi-Fi	Green	LED area 1	Wi-Fi b/g/n (2.4 GHz) status
xDSL	Green	LED area 1	xDSL connection status
LAN/WAN	Yellow	On LAN port	One for each ETH port, 1Gbps connection status
	Green	On LAN port	One for each ETH port, 100 Mbps connection status
Radio Cellular (model 5272)	Yellow	LED area 2	Link: radio cellular connection status
	Green	LED area 2	Data: radio cellular connection activity

INSTALLATION OPTION





MONITORING AND PERFORMANCE MEASUREMENT FUNCTIONALITIES

IP SLA / Active Probing support for quality measurements

- One-Way Delay
- Round-Trip Delay
- Jitter
- Packet Loss

Active measurement of link quality using test packages

- BFD – Rapid detection of connectivity faults
- ICMP Echo / Ping – RTT and reachability
- UDP/TCP Probe – Verification with real transport protocols
- HTTPS Probe – Application service availability check
- TWAMP/OWAMP – Standardised measurement of delay, Jitter and loss

Data collection and supervision

- SNMPv2/v3 – Polling and status traps
- Syslog – System event and alarm logs
- NetFlow / IPFIX – Traffic flow analysis
- TNA MOS Tiesse

SOFTWARE

Note: the following list is purely indicative, active features depend on version and software update (NOS).

NETWORKING

- TCP-UDP IPv4
- IPv6

LAYER 2

- LAN Bridging
- VLAN on 802.1Q LAN interfaces in Access mode, Trunk, native VLAN and Hybrid mode
- Layer 2 Protocol Tunneling (L2PT)
- 802.1Q-in-802.1Q

ROUTING & MULTICAST

- Static, Policy routing, RIPv1, RIPv2
- BGP-4, BGP-4+
- OSPFv2
- VRF Lite, Routing redistribution and tagging
- IEEE 802.1d (Spanning Tree Protocol)
- VRRP (Virtual Routing Redundancy Protocol) with IPv4-IPv6 authentication
- IGMP v1-v2-v3, IGMP snooping, IGMP proxying
- Multicast routing with PIMv2 sparse-mode and PIMv2 dense-mode, MSDP

QoS

- Traffic classification based on source IP, destination IP, protocols (UDP, ICMP, TCP, etc.) and ports, and their combinations, on application recognition, on IP Precedence and DSCP
- DiffServ
- Remarking of IP Precedence, DSCP and CoS
- QoS on ATM classes
- Shaping with guaranteed bandwidth allocation and redistribution of excess bandwidth
- Committed Access Rate and Multicast rate limit
- Traffic prioritisation mechanisms, definition of an arbitrary number of priority classes
- IEEE 802.3ad link aggregation

SECURITY

- NAT/PAT
- ACLs, Stateful Firewall
- SSL Tunneling
- L2TP
- GRE Tunneling with keep alive and key sequence numbering (cellular network optimisation)
- VPN with IPSEC/ESP or IPSEC/AH IKEv1/IKEv2
- 3 DES Encryption

SERVICES

- DHCP client, DHCP server with anti-spoofing functions, DHCP Layer Discovery Protocol IEEE 802.1ab, DHCP relay
- Intelligent DNS Proxy, local and remote
- Traceroute
- NTP Client and Server Support
- Easy VPN
- DDns

MANAGEMENT & CONFIGURATION

- SNMP v1, SNMPv2, SNMPv3
- Telnet server with multiple simultaneous sessions
- SSH server with multiple simultaneous sessions (SSHv2)
- Netflow
- IP SLA support for: One-way delay, round trip delay, jitter, packet loss
- Syslog /Trap fault management
- Radius, TACACS+ support
- Tracking for management of backups, commands and scheduled events
- Software update via TFTP, FTP, sFTP, HTTP, HTTPS, SCP
- Configuration via Command Line Interface (CLI), Text/Menu oriented and Telnet
- TNA (Tiesse Network Architecture) suite for self-provisioning and automated remote management
- Management of an unlimited number of configurations



SYSTEM FEATURES

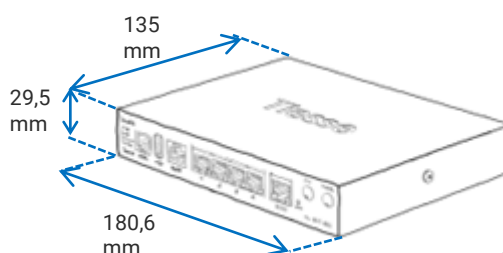
PROCESSOR	RISC Network processor	CHASSIS	Plastic material, black color
MEMORY	DRAM 256 MB		Metal variant available on request, for volume or industrial projects
FLASH MEMORY	256 MB	FORM FACTOR	Desktop
Wi-Fi ANTENNAS	Internal		Rack (optional kit)
4G ANTENNAS	2 external removable antennas on the front SMA male connectors		

METAL MATERIAL CHASSIS VARIANT

Metal chassis variant available (for volume or industrial projects) with extended operating temperature range (-25°/+70°).

External antennas (2 for Wi-Fi, 2 for cellular radio - male SMA connector).


Body weight: 660 g ± 10%



ADD-ONS

Optional accessories such as antennas for both indoor and outdoor omnidirectional and directional installations, are available.

Please check the add-ons datasheets, which can be downloaded from www.tiesse.com.



Images for illustrative purposes

OTHER INFORMATION AND SUPPORT

SUPPORTO.TIESSE.COM



- Technical documentation, installation instructions, quick start guide, first access data
- Firmware updates
- Declaration of conformity EMC, RED, RoHS, ...
- Technical support request
- End of sale and end of product support information
- Warranty repair and product reconditioning

WIKI.TIESSE.COM



- Website dedicated to software documentation
- User manuals
- First access guides
- Case studies, tutorials and other useful resources for product use



SUSTAINABILITY

SYSTEM

Power	- 12V AC/DC Adapter - On/Off button
Cooling	Fanless
Consumption (full functions)	- Imola LX 0272-IKW: ≈ 6W - Imola LX 5272-IKW: ≈ 7,5W
EEE (Energy-Efficient Ethernet)	Tiesse products comply with the EEE (802.3az) standard, which saves energy by automatically switching off Ethernet ports when not in use.
Dynamic Power Scaling	Tiesse products use control mechanisms to automatically reduce power consumption by lowering the CPU clock frequency when the load is low.
Mean Time Between Failure (MTBF)	- Imola LX 0272-IKW: ≈ 1181724 hours - Imola LX 5272-IKW: ≈ 958344 hours

SIZE and WEIGHT – IMOLA LX 0272-IKW

Machine body	225,4 x 142,4 x 32,8 (L x P x A mm)		
	≈ 785 gr (maximum weight including packaging and accessories)		
Weight	Product	Accessories	Packaging
	≈ 415 gr	≈ 260 gr	≈ 110 gr

SIZE and WEIGHT – IMOLA LX 5272-IKW

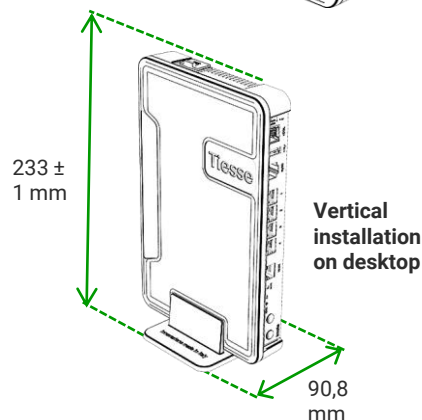
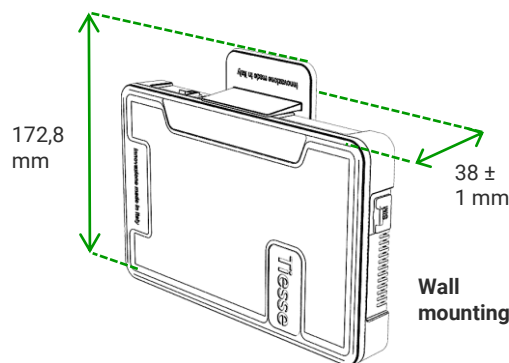
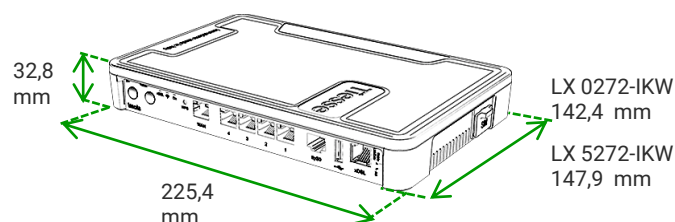
Machine body	225,4 x 147,9 x 32,8 (L x P x A mm)		
	≈ 975 gr (maximum weight including packaging and accessories)		
Weight	Product	Accessories	Packaging
	≈ 480 gr	≈ 385 gr	≈ 110 gr

OTHER INFORMATION

Packaging and wrapping	The packaging material of this product is ≈89% paper/cardboard, and the incidence of plastic packaging is about 11% or less.
	100% of the packaging material is recyclable
RAEE waste	For the correct disposal of Waste Electrical and Electronic Equipment (WEEE), pursuant to Article 26 of Legislative Decree No. 49 of 14 March 2014 'Implementation of Directive 2012/19/EU': contact raee@tiesse.com

ENVIRONMENT DATA

Operating temperature	-5° C / +50° C
Storage temperature	-40° C / +70° C
Maximum relative operating humidity	93% (non condensing)
Protection grade	IP40





Tiesse is a totally Italian company with more than 25 years of experience in the design, development and production of network equipment and IoT devices, suitable for use in mission-critical and industrial scenarios. Tiesse's most successful series, Imola, Lipari and Levanto, are innovative, competitive and certified, and are present in the networks of the major telecommunications operators, in the energy sector, large-scale distribution and vertical sectors, both in the Italian and foreign markets.

Further information on Tiesse solutions can be found on the company website www.tiesse.com.



Info: info@tiesse.com

Marketing & sales: marketing@tiesse.com

Tel. +39.0125.230544

www.tiesse.com



© Copyright Tiesse S.p.A.

Any disclosure, derivation or reproduction of this document, even partial, is strictly prohibited without prior written authorization by Tiesse S.p.A.

Disclaimer

The informations in this document may contain predictive statements including, without limitation, statements regarding the future financial and operating results, future product portfolio, new technology, etc. There are a number of factors that could cause actual results and developments to differ materially from those expressed or implied in the predictive statements. Therefore, such information is provided for reference purpose only and constitutes neither an offer nor an acceptance. Tiesse may change the informations at any time without notice.

Ver. ENG 221025

